

INTERIOR SOLUTIONS FOR COMMERCIAL ARCHITECTURE



MIDDAS

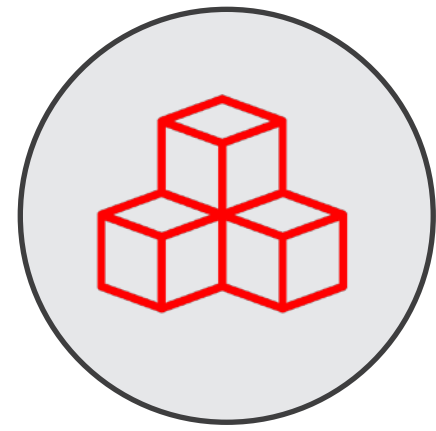


ENGINEERED FOR YOUR SPACE.

There are many challenges to designing functional interior spaces within commercial properties, not least adherence to strict building regulations. While the structural elements of a building are designed to suit long-term commercial requirements which rarely change, the internal layout often does need to change depending on the occupant. Architects and specifiers must navigate these changing needs and should design commercial interior spaces with flexibility in mind. One solution that reliably addresses this is demountable partitioning. A demountable partition system by nature can be dismantled and reconfigured to suit any change of requirements with maximum ease and minimal disruption.

MIDDAS demountable steel partition systems for walls, ceilings and doors are ideal for creating flexible workspaces within a wide variety of commercial applications where the environment requires a robust performance specification. Our systems are backed by superior test data and are ideal for office spaces, communal areas and meeting rooms where factors such as fire and acoustic ratings are paramount. Our team has worked with leading architects and designers to create innovative enclosures for a wide range of commercial and industrial applications, including offices and meeting rooms, training centres, warehouse and factory work pods, and canteens and welfare areas.

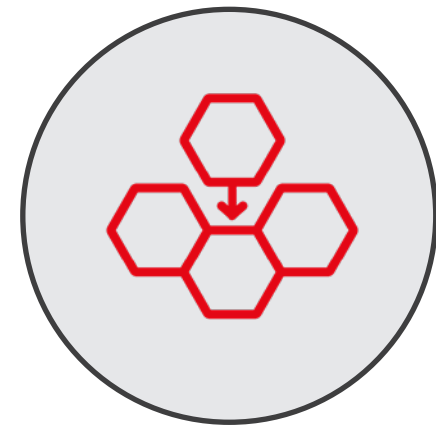
BENEFITS OF DEMOUNTABLE SYSTEMS FOR COMMERCIAL ENVIRONMENTS



MODULAR

OUR SYSTEMS ARE TRULY MODULAR & DEMOUNTABLE

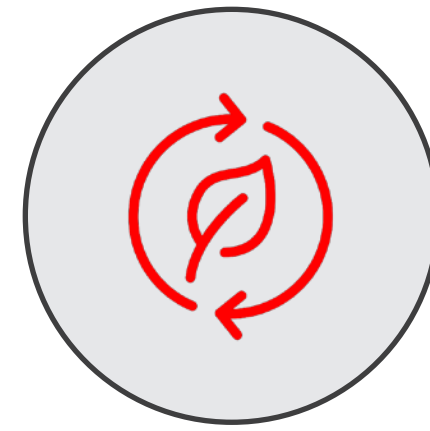
With a non-progressive bi-panel system, your design is never static. As business needs change and grow, so too can the layout of your facility. Panel configuration and distribution of services can easily be changed while in situ, without major disruption to operations.



COMPLEMENTARY

OUR SYSTEMS ARE COMPLEMENTARY TO EACH OTHER & TO THIRD PARTIES

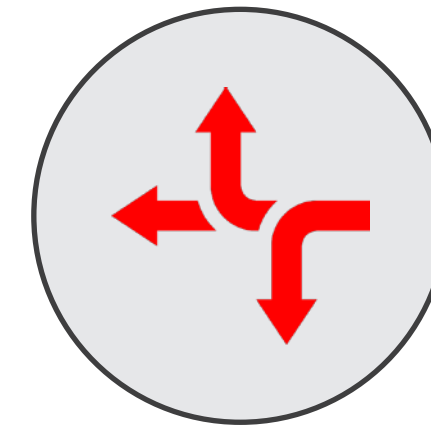
We have cleverly designed our systems to work together and integrate seamlessly with any third-party interface. Our steel framework and panels can even integrate with traditional construction materials, such as dry lining.



SUSTAINABLE

OUR SYSTEMS ARE EASILY RECONFIGURABLE & RECYCLABLE

Our systems have a long lifespan and are extremely durable, so if your facility relocates, the partition systems can move with you. Panels and structural steel can also be dismantled at the facility's end of life and recycled to minimise demolition cost and building dilapidations.



FLEXIBLE

WE FOLLOW DFMA ENGINEERING PRINCIPLES

Our systems are designed for flexibility and maximum manufacturing efficiencies to suit your exact specification. We can incorporate panel cut-outs for service integrations in the factory and deliver your order ready for site assembly, with no additional onsite construction required. This offers reduced prelims and a quicker time to market.



AFFORDABLE

OUR SYSTEMS CARRY A LOWER WHOLE-LIFE COST OF OWNERSHIP

Whether you're fitting out or refurbishing, we have a low-cost, fast-track solution that works for you. Our freestanding structures are built without placing load on the building frame, so there's no need for a purpose-built facility. We can install in any host building, saving valuable time and cost over traditional construction.



WHY WORK WITH US



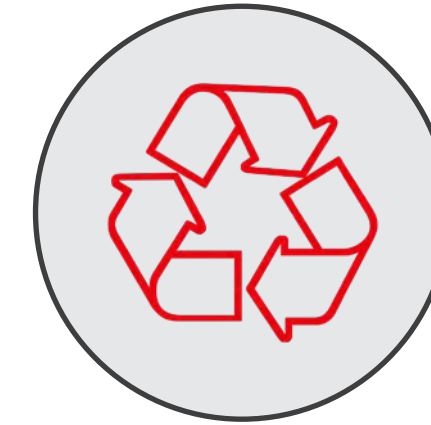
DESIGN

Our offsite modular manufacturing methodology and 3D design service using the latest BIM technology offer unparalleled flexibility for your project.




SPEED

Our solutions are quick-to-market with shorter lead times for design and production. We also offer cost-saving benefits through faster works programming and reduced onsite construction.



GREEN

Our systems have a reduced environmental impact through DFMA and can easily be relocated and reused, or recycled at end of life. We also recycle steel off-cuts and repurpose for other uses.



INNOVATION

We are fully committed to ongoing product research and development to ensure our systems maintain high standards of performance and safety. We test as a complete system, not as individual components.

PARTITION SYSTEMS





MIDDAS partition systems are suitable for a wide range of applications where a robust, durable wall finish and interchangeability are important. With options for bi-panel or mono-bloc construction and seamless integration with any wall, floor, ceiling or door interface (MIDDAS and third-party), our systems offer end users, architects, specifiers and contractors total design flexibility and choice.



BI-PANEL PARTITIONS



M100 / M200

FR

NFR

Developed with performance and flexibility in mind, the M100 and M200 bi-panel partition system provides an ideal solution for a wide range of industrial applications and can adapt to your business as it changes and grows.

FEATURES

- Wall depths: 100mm (M100) or 200mm (M200)
- Panel dimensions: 1000mm x 3000mm optimum (MAX 4000mm)
- Wall height: 6000mm (M100) OR 10000mm (M200) in multiple panel lifts with only head and floor track restraint
- Non-progressive system build allows panels to be removed and reconfigured individually as required
- Panels and steel framework are supplied ready to install, with height adjustable studs, transoms and bracketry
- Panels are friction fit onto vertical studs from either side allowing access to partition void for services routing
- Factory-formed service penetrations and flush integrated dado rail
- Pre-formed corners and multi-way junctions offering smooth, ledge-free surfaces and flush interfaces with integrated doors and vision panels
- Wall lining solution for enclosing existing structures or services
- Excellent performance ratings for fire (FR60 / FR120), acoustics, structural integrity and air permeability
- Standard MIDDAS white finish with food safe 120µm PVC coating

MONO-BLOC PARTITIONS



M65

FR NFR

Developed as a cost-competitive alternative to our bi-panel system, the M65 mono-bloc partition system provides an ideal solution for applications where performance is still a driver, but rapid installation is preferred over design flexibility.

FEATURES

- Wall depth: 65mm
- Panel dimensions: 1000mm x 3600mm
- Wall height: 3600mm
- Quick, progressive system build
- Panels slide into head and floor track, with structural integrity provided with integral jointing strips
- Panel configuration is pre-engineered in the factory
- Factory fit service outlets (conduit and back box)
- Pre-formed corners and multi-way junctions offering smooth, ledge-free surfaces and flush interfaces with door frames and glazing
- Independent test data
- Standard MIDDAS white finish with food safe 120µm PVC coating



DOOR SETS



INTEGRATED DOORS

FR

NFR

Developed to integrate seamlessly with MIDDAS partition systems as well as with third party wall, we offer a wide range of single leaf, leaf and a half and double leaf door sets.

FEATURES

- Designed for M100, M200 and M65 partition systems, with options for third party systems
- Standard and bespoke sizes available up to a MAX width of 2200mm and height of 2700mm (double door sets)
- Door leaves and frames are supplied to match partition thickness and are factory prepared to accept standard or bespoke door furniture, including integrated maglocks or third party automation
- Fully tested within our partition systems
- Finished in PPC to match or contrast with wall panels, available in standard RAL colours
- Flush-bonded glass as standard for door vision panels (fire rated and non-fire rated options)

VISION PANELS



INTEGRATED VISION PANELS

FR NFR

MIDDAS vision panels have been designed to integrate with our bi-panel and mono-bloc partition systems, as well as with third party partitioning, providing a flush, ledge-free integration.

FEATURES

- Standard module size 1000mm x 1000mm
- Full height glazing available for M100, M200 and M65 systems
- Project specific glazing module sizes available
- Flush twin glazing, comprised of 2 x 6mm clear float toughened glass as standard
- Triple glazed for fire rated options
- Laminated glass or specialist film options

PLANK CEILINGS



M-WOC

The M-WOC plank ceiling system provides a durable, high-performance walk-on ceiling and is ideal for any application requiring maintenance access for services within a manufacturing setting.

FEATURES

- Panel dimensions: 1000mm x 3000mm MAX (optimum; bespoke sizes available to suit room configuration)
- Ceiling plank depth: 65mm
- Non-progressive system build allows individual ceiling planks to be removed and reconfigured individually as required
- Capable of self-spanning up to 3000mm, or infinite spanning when hung from a building structure or secondary framework
- Concealed suspension hanger and perimeter wall-fixed angle supports allow wall panels to be removed with ceiling in place
- Supports up to 250kg per panel (two people plus tools for maintenance access only)
- Factory-prepared cutouts for lighting and HVAC with a range of available access hatches
- Standard MIDDAS white finish with food safe 120µm PVC coating

TILE CEILINGS



MCT

The MCT suspended tile ceiling system offers a lightweight, non-walk-on alternative to the M-WOC plank system.

FEATURES

- Panel dimensions: 600mm x 600mm or 1200mm x 1200mm (1000mm x 3000mm MAX)
- Non-progressive system build allows individual tiles to be removed to access services above
- Pressed metal tile with proprietary spring-T carrier and span channel suspended from building structure
- Options for factory formed cut-outs for services or equipment
- Options for square or bevelled edges and perforation with acoustic absorption
- Standard MIDDAS white finish with food safe 120µm PVC coating

FREESTANDING STRUCTURES






MIDDAS Freestanding Structures can be constructed within any existing building to create an envelope that is entirely independent of the building structure. Our structures are ideal for creating office pods within factories and manufacturing plants without adding additional load to the external building.

Our Freestanding Structures are built with integrated swage beams to support the distributed services and ceiling below up to 2.5kN/m^2 , and are finished using our flagship M100 or M200 bi-panel partitions and M-WOC or MCT ceiling systems. We have also developed a heavy duty Walk-On Service Deck and integrated handrails, allowing safe access across the full service area.



BENEFITS

- No need to design and build a purpose-built structure, saving valuable time and cost.
- Ideal for lightweight steel frame buildings with minimum structural integrity.
- Can be fully demounted and reconfigured or removed and recycled, leaving the building in its original, primary state.
- Layout is modulated to suit specific project dimensions, incorporating all necessary service penetrations, eliminating need for onsite modifications during installation.




STRUCTURAL STEEL AND BEAMS

- Skeletal M100 or M200 framework with head / floor track sections and vertical studs at nominal 1000mm centres
- Built to support the full load of distributed M&E services from the building slab, at a force up to 2.5kN/m² plus the self-weight of the ceiling
- Swage beams are sized to match the service loading and span and are secured to the M100/M200 partitions via our proprietary sole plate and cleats
- Beams are set out at uniform centers with intermediate noggings to provide a lattice across the complete facility (typically at 600mm, 1000mm or 1200mm centers subject to loading, with noggings at 1200mm intervals).



WALK-ON DECK

- Lattice beams can be fitted with walk-on deck plates from individual galvanised steel sheets (or other proprietary sheeting subject to loading and access requirements)
- Integrated edge protection provided by extension of primary wall structural framework to 1100mm above the walk-on deck, and fitted with toe board, intermediate rail and handrail



FINISHES

- Wall panels and ceilings come with options for alternative colours and coatings, including PVC, PET, stainless steel, fabric, laminate and timber veneers
- Solid and fully glazed
- Hygienic PVC pre-coat in MIDDAS white as standard, with options for multiple colours
- Specialist finishes available on request

PARTITION ACCESSORIES & BESPOKE SOLUTIONS



ACCESSORIES & BESPOKE



DADO RAIL

We offer flush, integrated 3-compartment dado trunking within our M100 and M200 bi-panel systems. The dado rail has been fire tested in a back-to-back configuration and can be specified on both sides of the partitioning. It is integrated into our M100 and M200 systems to fit fully flush with the panel face, providing easy access to service cabling for maintenance or reconfiguration.

SHELVING

The M100 and M200 systems have a design option for the addition of integrated shelving through factory-prepared framework. MIDDAS shelves are engineered with spur brackets for loads up to 45kg per shelf and can be supplied in a range of finishes, including powder coating in contrasting or branded colours and stainless steel. Shelves can also incorporate company branding, providing a simple, cost-effective option for additional storage that maintains the full flexibility of the wall system.

BESPOKE PANEL SOLUTIONS

We offer bespoke solutions including patterned panel cut-outs for added wall decorations, specialised sliding panels for room division or swivel panels for display units. Panels can also be finished in a variety of different coatings, including fabric, wood veneers and specialist paints.

PERFORMANCE



PERFORMANCE

M100

Structural*	Cavity	Joints	Acoustic**	Fire***	Air Permeability
Severe Duty	Empty	Applied Silicone	42 RwdB	NFR	200Pa – 0.0m ³ /h.m ²
Severe Duty	100kg/m ³ mineral fibre	Applied Silicone	47 RwdB	EI 60	200Pa – 0.0m ³ /h.m ²
Light Duty	60kg/m ³ mineral fibre	Applied Silicone	51 RwdB	NFR	200Pa – 0.0m ³ /h.m ²

M200

Structural*	Cavity	Joints	Acoustic**	Fire***	Air Permeability
Severe Duty mineral fibre	100kg & 60kg/m ³	Applied Silicone	56 RwdB	EI 120	200Pa – 0.0m ³ /h.m ²
Light Duty	60kg/m ³ mineral fibre	Applied Silicone	58 RwdB	NFR	200Pa – 0.0m ³ /h.m ²

M65

Structural*	Cavity	Joints	Acoustic**	Fire***	Air Permeability
Medium Duty	Paper honeycomb	Applied Silicone	38 RwdB	NFR	200Pa – 0.0m ³ /h.m ²
Medium Duty	Mineral fibre	Applied Silicone	41 RwdB	EI 30	200Pa – 0.0m ³ /h.m ²

CEILINGS

M-WOC

Point Load	2.5kN point load for maintenance access only (2 people plus tools)
Air Permeability	200Pa – 0.0m ³ /h.m ² sealed

- * BS 5234 Part 2 1992
- ** BS EN ISO 10140-1 2016
- *** BS 476 Part 22

ABOUT US





MIDDAS Interior Solutions Ltd was founded to help solve market issues with design flexibility, speed to market and sustainability. We are a UK-based design and manufacturer specialising in performance-driven demountable steel partitioning systems for walls, ceilings and doors primarily for advanced manufacturing and controlled environments such as cleanrooms and dryrooms. We are true multi-sector specialists, with clients across several other sectors including education, healthcare, commercial and architectural, and modular offsite manufacture.

We work with clients from the start to design projects to exact specifications. Our range of complementary wall, ceiling and door systems are designed to work together and integrate seamlessly with any third-party interface. Over the years, our technical experts have invested heavily in research, test data and design to ensure we continually offer fit-for-purpose products. All our systems carry excellent performance ratings and are fully demountable, with clever design features that solve unique problems. We tailor every solution to fit your space, whether you have a large, complex project with a demanding work programme, a one-off project with bespoke requirements, or a smaller standardised project.

PROJECT PARTNERS

ARCHITECTS



DELIVERY PARTNERS



CLIENTS



WE ARE TRUE MULTI-SECTOR SPECIALISTS

Our experience sets us apart, having worked on a wide variety of high-profile projects over the years.
We have clients in:

ADVANCED MANUFACTURING

AUTOMOTIVE
SEMICONDUCTORS
PHOTONICS

COMMERCIAL & ARCHITECTURAL

OFFICES
ACOUSTIC PODS
CANTEENS
WELLFARE AREAS

CONTROLLED ENVIRONMENTS

CGMP CLEANROOMS
DATA CENTRES
LABORATORIES

EDUCATION

TRAINING ROOMS
CIRCULATION RECEPTION AREAS
CLASSROOMS

HEALTHCARE

PHARMACIES
HOSPITAL WARDS
DIAGNOSTIC / IMAGING AREAS
TREATMENT ROOMS

MODULAR OFFSITE MANUFACTURING

FREESTANDING STRUCTURES

EXPERTS IN INTERIOR SOLUTIONS



MIDDAS

Units D1-D4, Halesfield 5
Telford, Shropshire
TF7 4QJ

+44 (0)1743 294141
info@middas.co.uk
www.middas.co.uk